


# 2015 Vermont Point-in-Time Annual Statewide Count of the Homeless



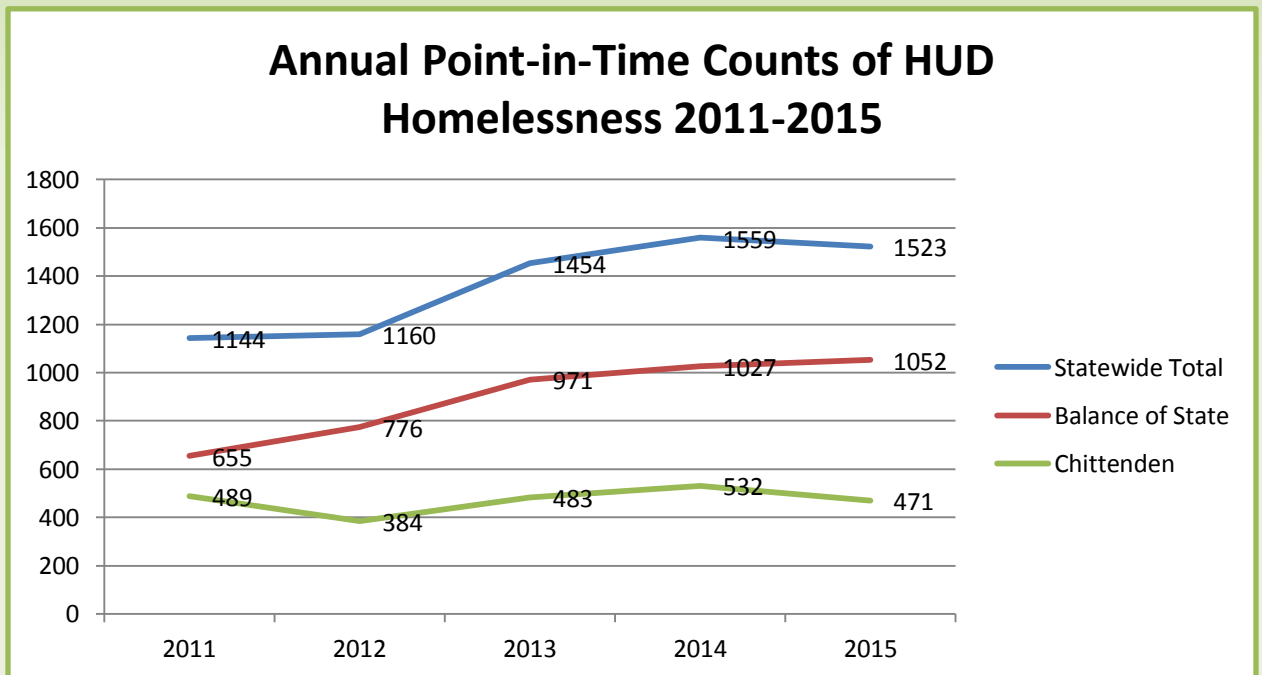
Vermont Coalition to End Homelessness and  
Chittenden County Homeless Alliance

## Summary:

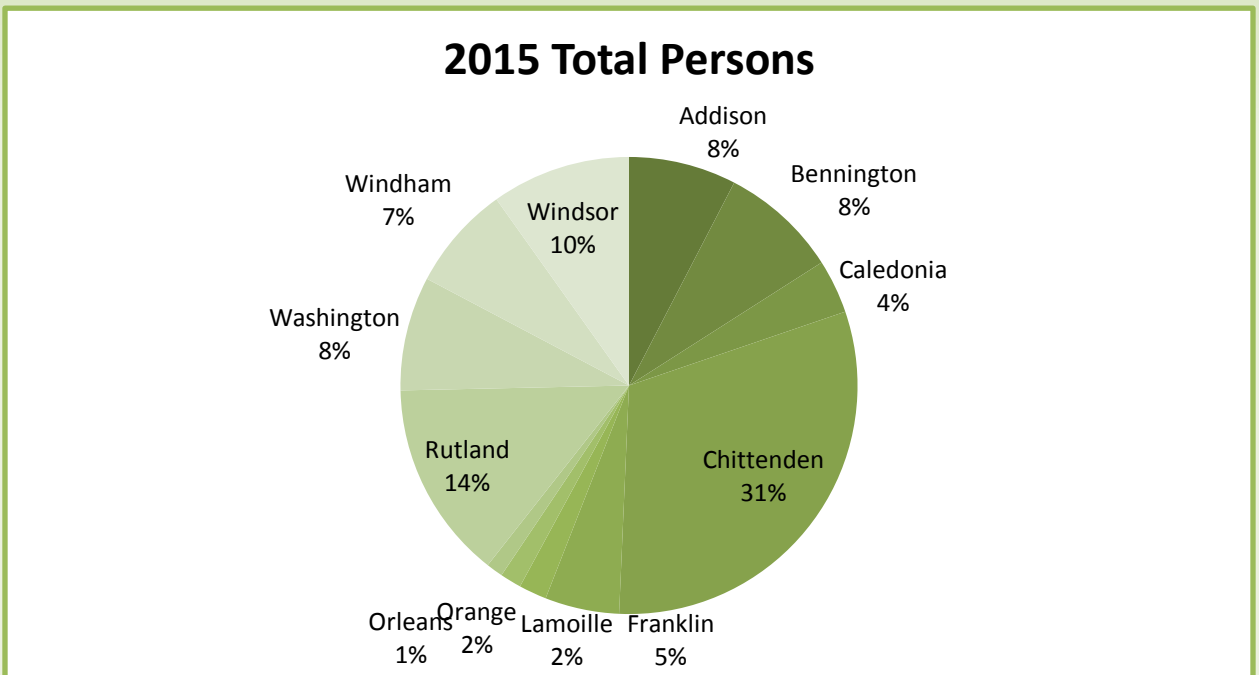
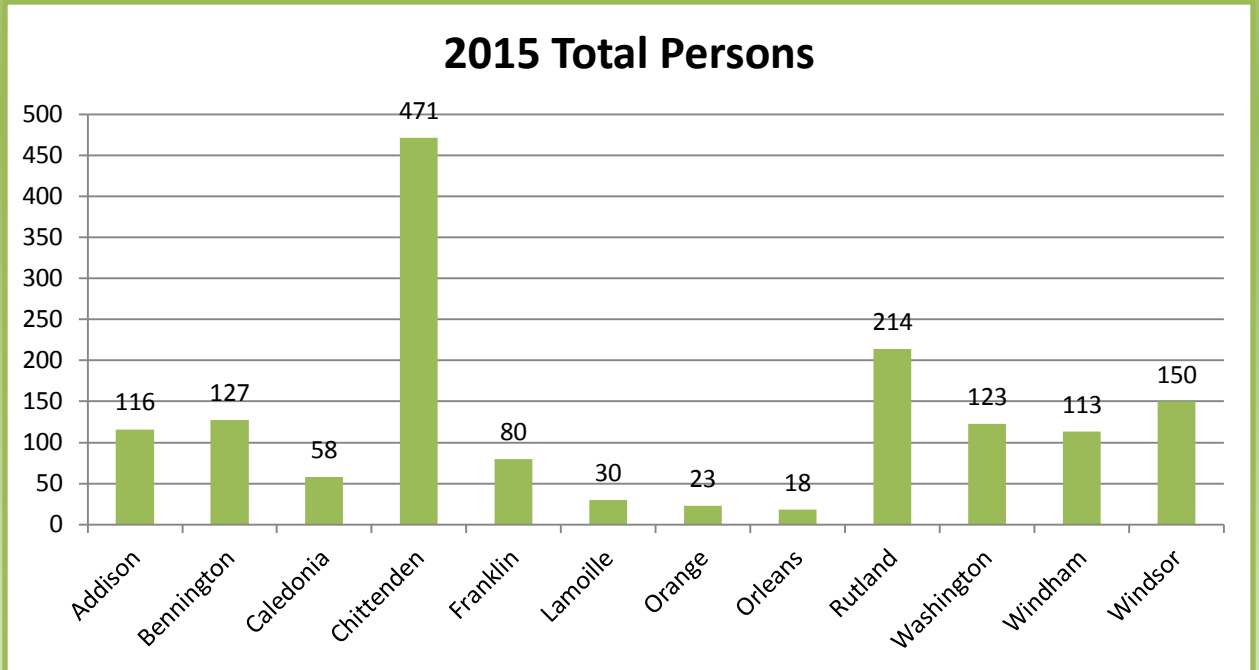
The Annual Point-in-Time (PIT) Count is an unduplicated count of persons experiencing homelessness on the night of January 27, 2015. The total number of homeless Vermonters counted on that single night was 1,523.

The total count showed homelessness decreased by 2.31% compared to the 2014 Point-in-Time Count. However, this is largely due to the decrease of homelessness in Chittenden County by 11.47%, while the Balance of State saw an increase of homelessness by 2.38%.

This year's statewide count and its findings were supported by the Chittenden County Homeless Alliance (Chittenden County Continuum of Care) and the Vermont Coalition to End Homelessness (the Balance of State Continuum of Care). The Continuums of Care are composed of homeless and human service organizations as well as housing agencies and other partners that strive to eliminate homelessness throughout Vermont. These efforts were also supported by the Agency of Human Services, the City of Burlington, the Vermont State Housing Authority, United Ways of Vermont, and the Vermont Affordable Housing Coalition.

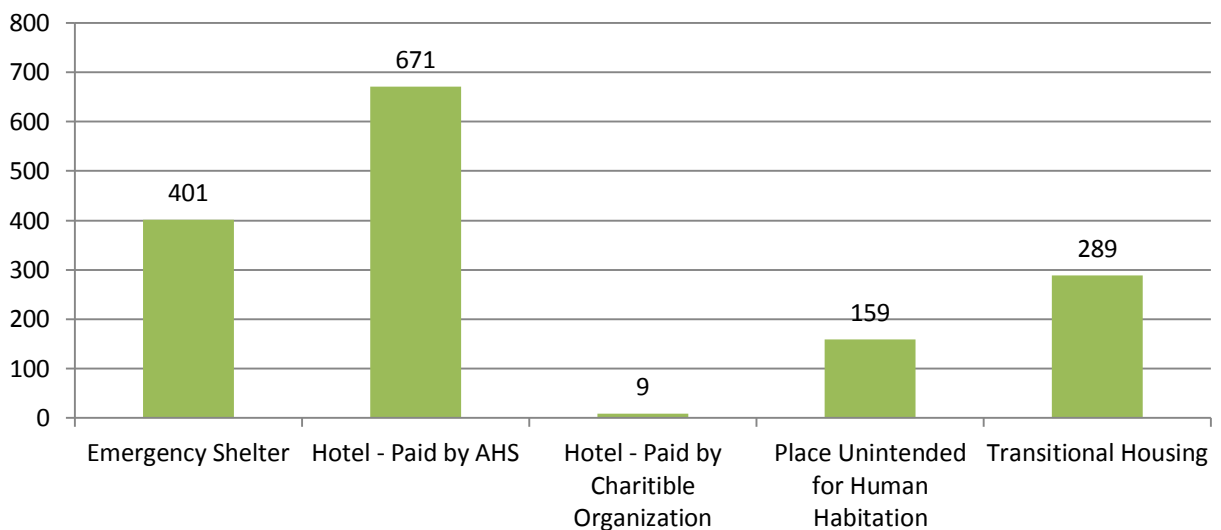


The 2015 count identified 1,523 people in Vermont who were unsheltered, in emergency shelter, or in transitional housing, on the night of January 27, 2015. Below is the number of persons counted in each region and the percentage distribution (both Grand Isle and Essex counties reported 0 homeless individuals):

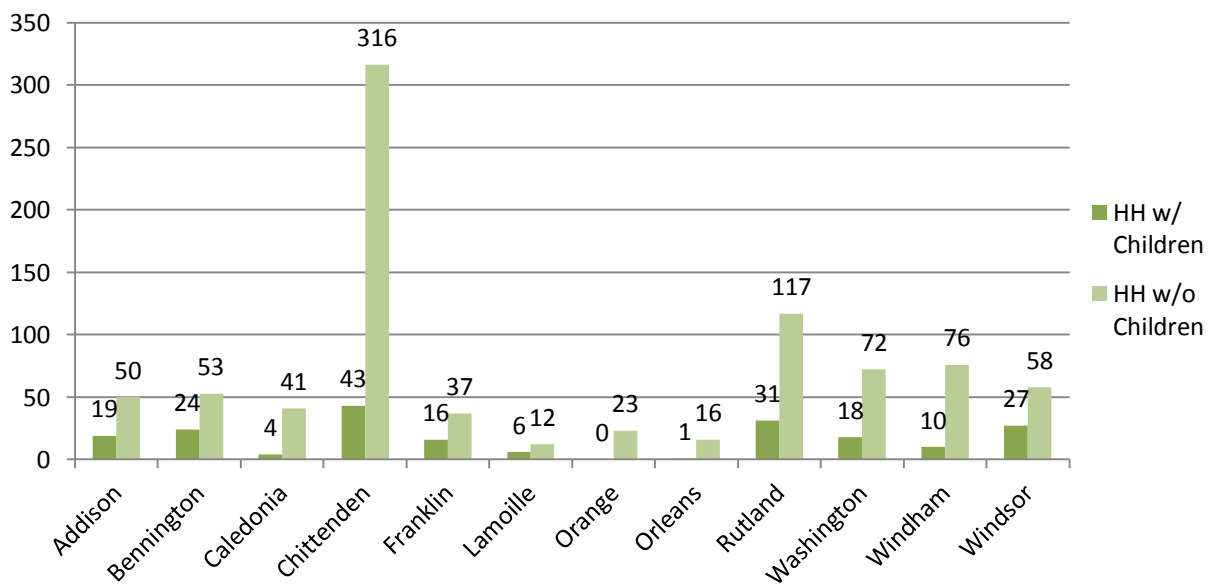


Weather conditions, local volunteer and stakeholder participation should be taken into account when evaluating the data. Also, during extremely cold weather, family and friends are more likely to provide homeless individuals and families a temporary place to stay, especially when children are involved. The Point-in-Time offers a snapshot of how many people are homeless on a single night, and uses HUD's definition of homelessness. The Point-in-Time count did not collect information on those precariously housed, doubled up with friends and family, or couch surfing. Below is a breakdown of where individuals stayed on the night of January 27<sup>th</sup> and how many households there were both with and without children in each area:

**Statewide Total – Place of Inhabitation on the Night of January 27th**



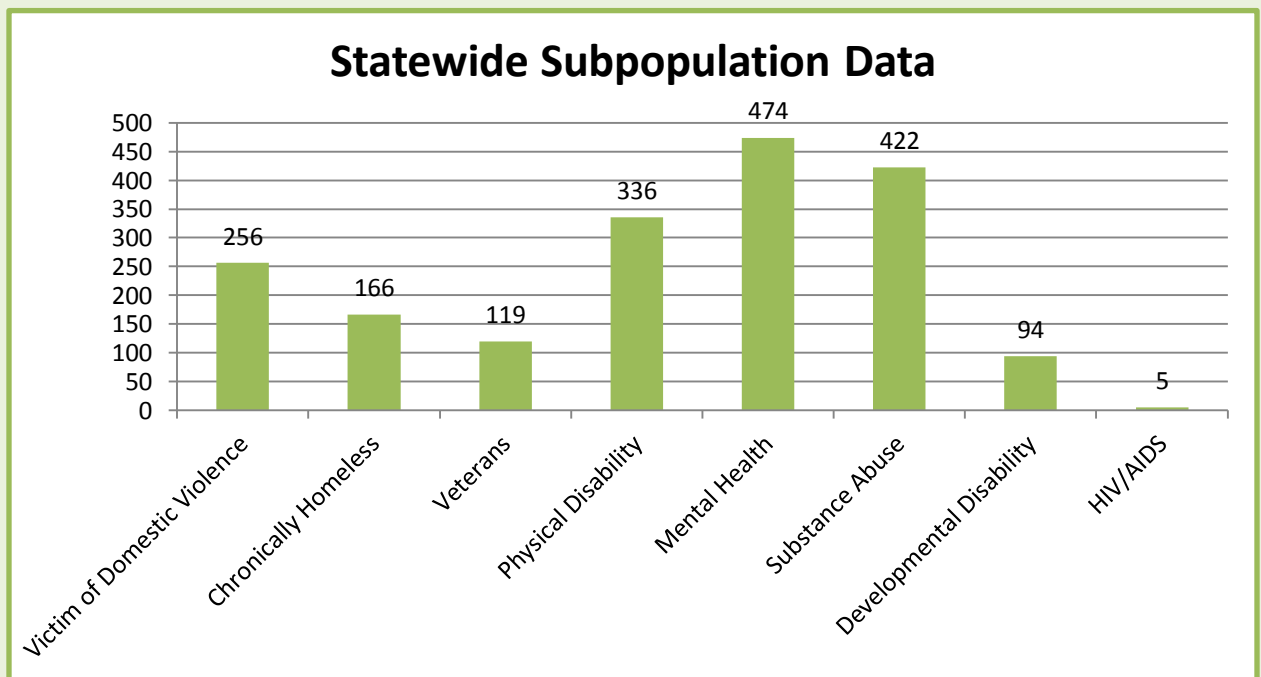
**Total Households With and Without Children**



## Key Notes:

- Total found homeless on one night decreased by 2.31% from the 2014 count.
- 166 persons identified as chronically homeless. Chronic homelessness decreased within Chittenden County by 33% and within the Balance of State CoC by 49% from the 2014 count.
- 199 households had children, or 18.6% of total households counted.
- 119 persons identified as veterans, almost equal to last year's total of 120 persons.
- The number of unsheltered persons, those living outdoors or taking shelter in a place unfit for human habitation, was 159 persons. This is a slight decrease of 2.5% from last year.
- 256 persons reported as a victim of domestic violence, that count does NOT include children impacted.
- 561 persons identified as being homeless for the first time, or 36.8% of total persons counted.
- 474 persons identified as having a serious mental illness, or 31.1% of the total persons counted.
- 422 persons identified as having a substance abuse disorder, or 27.7% of the total persons counted.
- 336 persons identified as having a physical disability and 94 persons identified as having a developmental disability, or 22% and 6.2% of the total persons counted respectively.

Below is a chart of the statewide subpopulation data. These are self-identified and individuals may be counted in more than one subpopulation category:



## Point-In-Time Background:

A point-in-time count is a one-night, unduplicated count of people experiencing homelessness in a Continuum of Care (CoC). The U.S. Department of Housing and Urban Development (HUD) requires that CoCs count their sheltered homeless population every year. They require that CoCs count their unsheltered homeless population every other year, on odd numbered calendar years. Despite not being required, the majority of CoCs nationwide conduct unsheltered counts in both even and odd years.

Point-in-time counts allows local communities and state policy makers to understand current problems of homelessness, target limited funding to appropriate housing and services, and track progress.

In addition to counting persons in transitional and emergency housing, the point-in-time also counts those in unsheltered locations. The counts can miss people, as do most censuses. Given the difficulty with obtaining a complete count of everyone who is homeless on a given night, the actual number of people who were homeless in Vermont on January 27th is likely higher than the number documented.

## Challenges:

In Vermont, the Fair Market Rent (FMR) for a two-bedroom apartment is **\$1,075**. In order to afford this level of rent and utilities — without paying more than 30% of income on housing — a household must earn **\$3,585** monthly or **\$43,017** annually. Assuming a 40-hour work week, 52 weeks per year, this level of income translates into an hourly Housing Wage of \$20.68 per hour. A large percentage of renters in Vermont do not earn enough to afford a two-bedroom unit at the average statewide Fair Market Rent. High rents and vacancy rates as low as 1% both continue to be barriers for finding housing.

## Local Continuums of Care

Each region of Vermont has its own continuum of care. Ideally, a continuum is a partnership of:

- Local service and resource providers (Community Action Agencies, Mental Health Providers, homeless shelters, private health care providers, etc.),
- State of Vermont District Offices (Economic Services, Family Services, Reach Up, Vocational Rehab),
- Non-profit and for-profit housing managers,
- Housing Developers,
- People who are or were homeless,
- Any other key players in the homelessness or low-income service or housing systems.

Together, this collection of partners meets regularly to monitor the needs in their region and works to streamline services and housing.



### Addison:

Pete Kelerman, (802) 877-2677

### Bennington:

Christopher Oldham (802) 440-2487

### Chittenden:

Erin Ahearn, (802) 860-4310 ext. 8481

Margaret Bozik, (802) 861-7370

### Franklin/Grand Isle:

Holly Olio (802) 393-6453

### Lamoille:

Christine Johnson, (802) 888-1330

Scott Johnson, (802) 888-5229

### Northeast Kingdom (Caledonia/Essex Counties):

Jan Rossier, (802) 748-6040

### Orange/Windsor North:

Sara Kobylenski, (802) 295-6500

Lynn Boyle, (802) 295-6500

### Orleans:

Kathy Metras, (802) 334-7316 Ext. 204

### Rutland:

Deborah Hall, (802) 775-9286

### Washington:

Liz Genge, (802) 476-4493 ext 205

### Windham South:

Emily Clever, (802) 257-7852

### Windsor South/Windham North:

Pat Burke. (802) 722-4575

